

December 2019

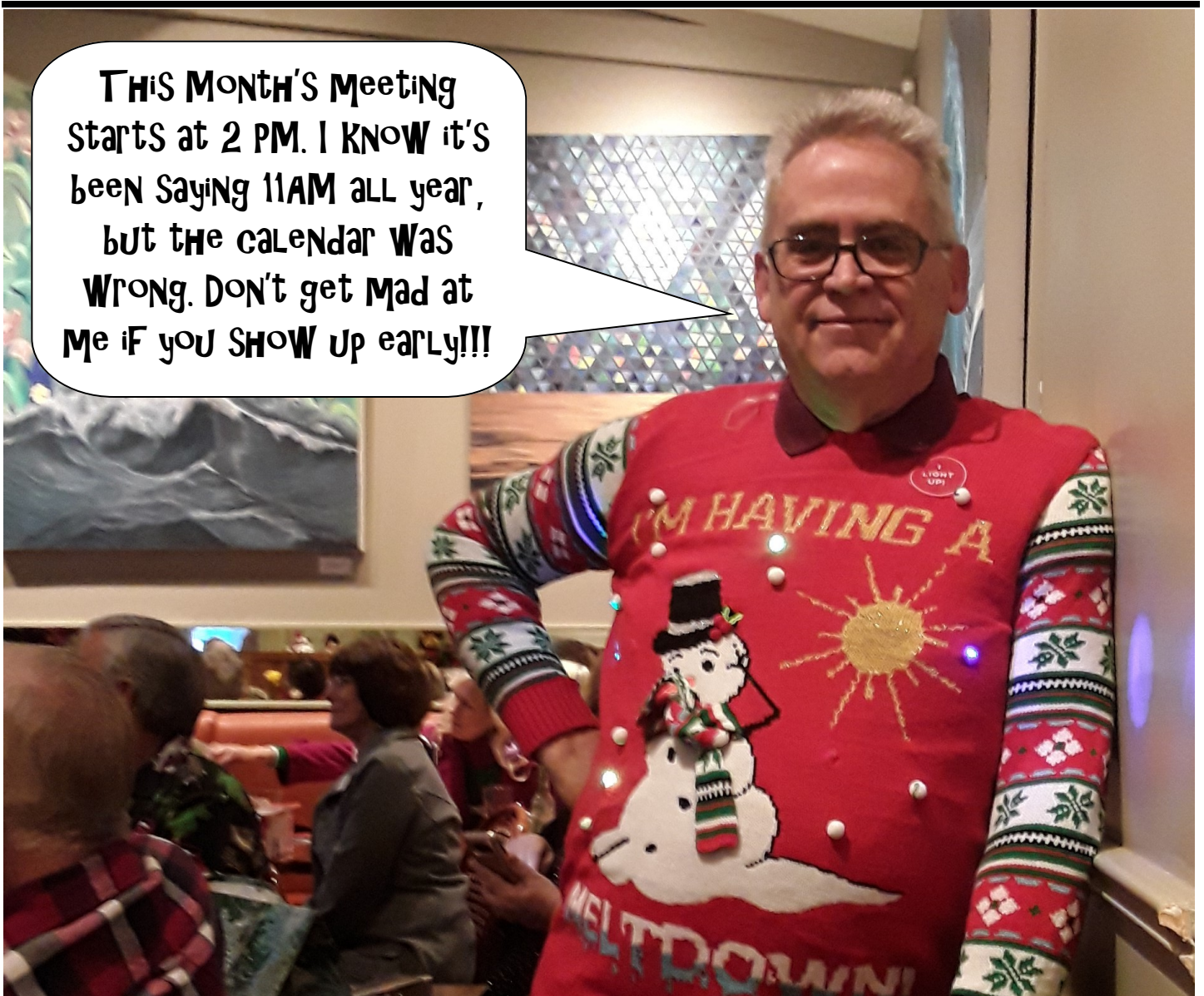
Volume 19, Issue 12

Hawk Talks

A Publication of the Karel Staple
Chapter of the Studebaker Drivers Club




THIS MONTH'S MEETING
STARTS AT 2 PM. I KNOW IT'S
BEEN SAYING 11AM ALL YEAR,
BUT THE CALENDAR WAS
WRONG. DON'T GET MAD AT
ME IF YOU SHOW UP EARLY!!!



Page 2...President's Message....*By Johna Pierce plus November Minutes by Brian*
Page 3...Pictures from The Back 40... *Plus—Check This Out*
Page 4... Shootin the Breeze... *With the Studebaker Dude*
Page 5...Browsing through old pictures... *By Jon Stalnaker*
Page 6...Cars, Parts, Services... *By Dean Sumpter*
Page 7...Calendar of Events... *Plus Directions to This Month's Meet*
Page 9...Tech Tip-Mike Makes a Tool...*By Mike Shaw*

President's Message

By Johnna Pierce/President



Well the Holidays are here! We have had a busy year in 2019. I am glad that we made it through the Zone Meet!

We have some new friends and a few old friends and family have past away.. What a year!

I am looking forward to our Christmas party and seeing all the smiling faces, as well as our holiday gift exchange also called steal the gift!

Happy Holidays and looking forward to a wonderful 2020 New Year!

I want to send a warm welcome to Angel Fermo our newest member.

2020 Calendars are being printed up. If you want one, Call Perry Knopf—Still \$15.

Johnna

November Meeting at the Back 40 in Roseville

Minutes from Linda Barnard/Secretary

By Brian Challender, for Linda Barnard

With Rick and Johnna Pierce on vacation, and Lisa Hale, our vice president calling in sick. Linda Barnard likewise indisposed and our treasurer Lou Van Ann preparing for a medical procedure, we were out of officers. Steve Rainville graciously agreed to gavel the meeting.

Introducing new members to our club; Christy and Darrel Allen. Leon Cohen brought two guests Maurice and Pinda Munoz, and brother Bob Challender's son, Jay, also attended.

Pat Dilling talked about the tree decorating and pot luck upcoming at the California Auto Museum. Those interested in going should bring a side dish. Decorating starts at 2 P.M. and dinner at 4 P.M. on Sunday December 1st.

Lou Van Ann has reported that the club's bank account is "fat". Discussion of making donations to charities ensued. Betty Knopf proposed a \$500.00 scholarship plus a year's SDC membership to our three local community colleges that have Auto Tech programs, Sierra, American River, and Consumnes. The motion was tabled for further review. We did vote to donate \$250.00 to the Shriners Children's Hospital.

Peggy Brewer won fifty bucks on the 50/50 drawing. (Yay!) and Leonard Brewer won the car show reimbursement. We raffled off 4 zone meet tee shirts. Debbie Smith won 2, Steve Rainville and Dean Sumpter each got a shirt.

Thanks to Lisa Hale for hosting the meeting. We had 6 Studebakers and 28 members attending with three guests. We have two openings for club officers. Secretary, and Membership Chairperson. All other previous officers are continuing for next year by acclimation. If you haven't held office before, now's the time to "step up"!

The December Meeting is our annual Christmas Party and will be at Justin's Kitchen in Yuba City. Bring a gift for the "Pirate Gift" exchange. Linda Barnard will take your gift and give you a playing card. Remember: **NO GIFT, NO CARD, NO PLAY!**



Pictures From Back 40 in Roseville

That's right, we only had six Studebakers at this meeting

So, who's that in the "brought a brand X to the meeting" jail (could be me)



Check This Out

By: Jon Stalnaker



I was talking with an artist friend of mine from Dixon and she mentioned that she would be interested in painting a picture of one of my Studebakers. She didn't have to twist my arm to get me to send her several of my favorite photos for some inspiration. She chose this one from our trip to Rio Vista on International Drive Your Studebaker Day a year or so ago.

She sent me this picture of the painting. I'm not sure where she intends to display it but I was both impressed and delighted with her work.

As I'm sure many of you know, I write a weekly column for my local newspaper. This was one I wrote in September of 2016 and I thought it would make a great filler story since we will be celebrating Christmas at Justin's Kitchen soon.

Shootin' the Breeze

With The Studebaker Dude

Sunday Brunch

Carlene and I love Sunday brunch. Since we typically drive one of our Studebakers to church each week, it seems a shame to simply drive back home after services. The drive home only takes ten minutes, tops, and these cars were really meant to be driven. We do drive them a lot but a nice leisurely Sunday drive is a lot of fun. Now that football season has started, we probably will pass on the Sunday drives for a while.

A couple of weeks ago, before the season started, we were invited by some of our Studebaker friends to meet them in Yuba City for brunch. We have another friend named Mel that lives in Yuba City and you may remember him as the fellow that tagged along on our St. Louis trip last year. Mel is a great friend that is similarly Studebaker oriented. He even built a small museum on his property to display some of his cars and tons of his memorabilia. While he's not exclusively committed to the Studebaker marque, Studebaker cars and stuff certainly dominates his collection. Mel has a son that is pretty talented with food and he recently opened a restaurant in downtown Yuba City called Justin's Kitchen. We have been wanting to check it out for a while now so we jumped at the chance to dine at his fine establishment. It was a beautiful day for a drive.

Yuba City is only about an hour away and if you take 113, it will take you directly to Highway 99 just south of town. We left right after church and were lucky enough to get a parking spot right in front of the restaurant. Mel had mentioned that he wanted our club members to take pictures of our Studebakers in front and he would have them framed for display inside. The staff recognized my truck as a stude and figured we were pals of Mel. We met our friends Pat and Kate from Olivehurst and were joined by Mel for brunch. Pat didn't drive his Studebaker but he lives a lot closer and has been to Justin's Kitchen before. The inside of the restaurant is light and interestingly decorated with nice art work and plenty of Mel's antiques. The atmosphere was cheery and fun.

The food was spectacular and I highly recommend this little trip to anyone from this community that would like a nice Sunday drive and a fabulous treat to eat. The staff was incredibly friendly and it was apparently the place to be for Sunday brunch as it was quite busy. Carlene had the hash and eggs and she shared a bite with me. I kid you not when I say that was the best smoked corn beef hash I have ever tasted. It was amazing and my menu choice was terrific as well.

Yuba City is close enough to go there for a nice dinner if you want to try something different. If you want to go there for Sunday brunch, make sure you call ahead. I believe the restaurants downtown rotate being open on Sunday so check it out. You can find his establishment on the internet.

Our Studebaker drivers club is planning to have our Christmas meeting there. We didn't want that to be our first time there and I'm so glad we didn't wait. Hopefully it won't even be our second time there. If you decide to partake of Justin's cuisine, make sure you tell them the Studebaker Dude sent you.



Just Browsing Through Old Pictures



The Lady to the left is Amy Franklin. She is an entertainer that was hired by the Senior Club in Dixon to perform at our Senior Dinner this month. I was excited when I saw this photo and I called her to enquire about it. It wasn't her car but she obviously has an eye for what kind of cars represent the 50s.

The picture to the right is an old favorite of mine. It was taken years ago at a Napa meeting and the Scotsman truck belonged to Ray Clerici.

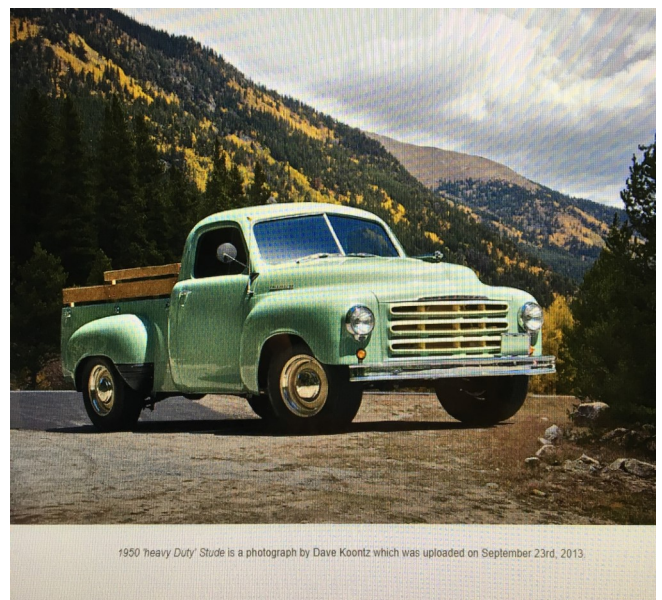
I took this picture to show the difference between a 2R grill and the one on the Scotsman. If you look at the 2R grill, you will see three vertical bars while the Scotty grill only has

the center one. You can also clearly see that there are no slots punched through under the lower grill openings. They are impressed into the metal but are not cut through. I used to think Studebaker used the old 2R grills but no. I'm sure they saved a little bit of money on the newer version.



The pictures to the left and below are photos I found on the internet. They are obviously my Studebakers with a few minor photoshopped varia-

tions. I have no clue who posted them or where they got the original pictures and I can only hazard a guess as to why they saw fit to make the photoshopped changes. My sign on the truck bed boards has been deleted and the 1951 on the Studebaker license plate is not on my car. I love to search images on the internet just to see if I can find some of mine. I enjoy seeing how others photograph my Studebakers. Have you looked for yours?



1950 'heavy Duty' Stude is a photograph by Dave Koontz which was uploaded on September 23rd, 2013.

December 2019 ADVERTISEMENTS
CARS, PARTS, SERVICES

*Look it over... There's some new
stuff this time...*



Cars For Sale

1960 Hawk - rebuilt 289 V8 4 bbl and rebuilt auto trans. \$7000. Frame cleaned, sanded and painted. All new brake system components. All new rubber for front and rear suspension. New fuel lines, tank cleaned/sealed & powder coated. drive shaft powder coated. Body partially sanded (have primer), Have new green cloth interior, new wiring harness, hundreds of small parts My health stops my progress, would like someone to enjoy this beautiful car. Photos available.

Contact Nick DeLisa 707-332-9639 Vacaville.

1954 Studebaker Commander 2-door coupe. Excellent original upholstery and nice straight body. Paint is in great condition and may be original. V8 232 cu. in., automatic transmission, power steering. Aftermarket air conditioner added for comfort but can be easily removed for original configuration. From the estate of long time classic car enthusiast. Car is available for inspection and test drive. Family is motivated to sell. Photos available. \$20,000.

Contact dduncanoc@gmail.com

Pre-1962 259 V8 partial flow oil system \$150 **Contact Joe Burch 916-645-9491**

Parting out 1949 Champion 4 door . He wants to keep some of the body, but everything else is for sale (cheap I'll bet). **Contact David Falls 916-410-7435**

Miscellaneous for Sale

Danbury/Franklin Mint 1:24 scale 1957 Studebaker Hawk Tiara Gold with white fins. New In Box \$62.50 **Contact Jerry - jerbengel@comcast.net or 916-362-3183**





Karel Staple Chapter CALENDAR 2019

Sunday December 8th—**2pm**—Annual Christmas Party at Justin's Kitchen in Yuba City—Mel France Host

Sunday January 12th—11am—Spaghetti Factory at Arden and Watt in Sacramento— George Newhouse host

Sunday February 9th 11am pot luck at the Cal Auto Museum—Jon Stalnaker Host

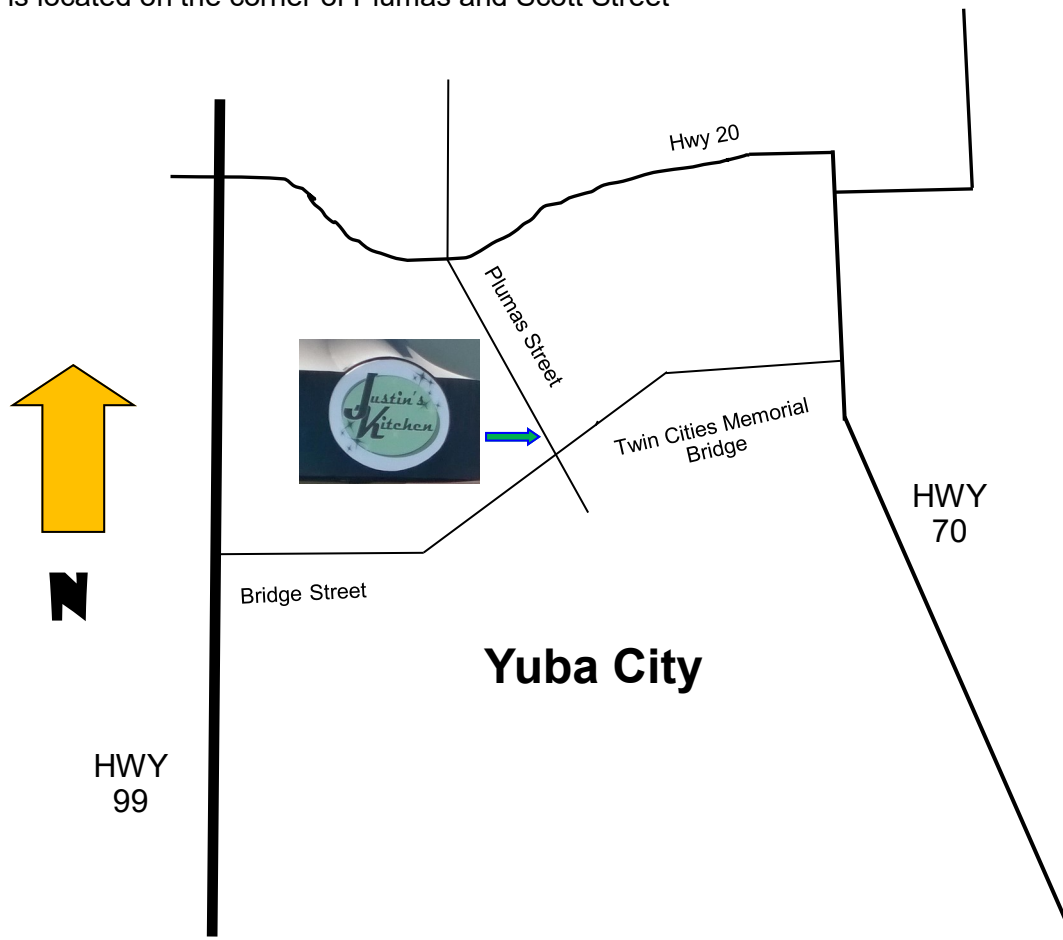
Sunday March 15th potluck at Ramshead—Rick and Johna hosts

More to come stay tuned

All of the above underlined dates are Club events. ~ editor

Directions to This Month's Meeting

Restaurant is located on the corner of Plumas and Scott Street



National SDC Application

For SDC National membership:
Please mail check or money order
to:

Studebaker Drivers Club, Inc.
P.O. Box 1715
Maple Grove, MN 55311-7615

Includes monthly publication of
Turning Wheels Magazine

<input type="checkbox"/>	First year membership	
	w/periodicals class mail	\$24.00
<input type="checkbox"/>	Regular membership	
	w/periodicals class mail	\$31.00
<input type="checkbox"/>	Regular membership	
	w/ first class mail	\$60.00
<input type="checkbox"/>	Student/young adult	
	(up to 22 years old)	\$24.00
<input type="checkbox"/>	SDC membership without	
	Turning Wheels	\$10.00

To use Visa or Mastercard call:

(763)420-7829 fax (763) 420-7849

or email: sdccornerstonereg.com for more information.

Name: _____

Spouse: _____

Address: _____

City: _____ St: _____ Zip: _____

Phone: _____

Email: _____

If new member, source of referral:

Please list Studebakers, including
 Year, make, body style on separate page.

Karel Staple Chapter Application

All members of local chapters
must be members of the National
Studebaker Drivers Club
SDC #: _____

Membership dues are \$20 Annually

Name: _____

Address: _____

City: _____ St: _____ Zip: _____

Phone: (____) _____

Email: _____

Referred by: _____

Birthday (Mo) _____ Spouse: _____

___ YES, I would like my newsletter emailed to me each month.

___ NO, I would not like my information to be published on our roster.

Please list Studebaker (s) owned:

1. _____

2. _____

3. _____

Year Model Body type

Name Badge Application:

Name: _____
 (may be a nickname)

Spouse: _____

Name badges are \$8.00 each \$ _____

Membership fee: \$ 20.00

Total enclosed: \$ _____

Make check payable to:

Karel Staple Chapter SDC

Mail to: Kate Dilling
 4074 Mary Avenue
 Olivehurst CA 95961
 or call: (530) 743-4176



Tech Tips

by: Studebaker Mike



*You'll like this one...
Makes a bloke quite 'andy*

Home made tools

I have been cleaning up a number of cylinder heads and blocks lately. You know that caked on crud you see in the cooling passages inside the head or block (mostly rust) and you can't quite figure out how to get to it. Well I might have just the tool for that, and it's home made.

I use wire cable and turn it into a flexible wire brush. There is only 2 parts to making this tool, wire cable and copper tubing and a crimping tool, I use a coax cable crimper. The key is matching wire and tubing so the wire just fits inside the tubing. Then any diameter wire can be used to make this tool to fit the job at hand. I have made them as big as 3/8" wire cable.

My favorite is 3/16" wire and 1/4" copper tube. Cut wire to desired length (12" to 18" works for me). Cut three pieces of tubing at 6", 1" and 1/2". Slide the 6" piece on first, this is the handle. At one end of the cable, take the 1" piece and crimp this to the cable, this end is captured in the drill chuck and prevents the cable from unraveling during use. At the other end, slip the 1/2" piece about 1" to 1-1/2" up from the end, crimp this to the cable. Using two pair of pliers, unravel and bend back the cable strands till it resembles a wire brush. Chuck it up in your hand drill and you're ready to go, BUT! YOU MUST RUN YOUR DRILL IN REVERSE. This is because most cable is assembled in a right hand lay'. If the brush end of the cable gets wedged and stops turning the drill will keep turning the cable and open up the lay and render your new tool useless.



**It's
Supercalifragilisticexpialidocious**



Karel Staple Chapter Officers

President - Johna Pierce
Sacramento CA
916-765-3329
Ladyhawk64@comcast.net

Vice President -
Lisa Hale
Elk Grove CA 95758
gm.lh@verizon.net

Treasurer -
Lou Van Anne
Stockton CA 95219
lvasales@comcast.net

Secretary/Membership -
Linda Barnard
Citrus Heights CA 95610
(916) 213-8989
sweetlorraine44@hotmail.com

Membership -
Kate Dilling
4074 Mary Ave
Olivehurst CA 95961
(530) 743-4176

Senior Editor - Jon Stalnaker Sr.
PO Box 1

Dixon CA 95620-5201 (707) 693-0211
obiedaru18@att.net

National Officers

President - Peter Bishop
23 Applewood Rd.
Buffalo NY 14225
petergthawk@yahoo.com

Vice President - Dennis Foust
143 Studebaker Rd
Spring Mills, PA 16875
studeguy54@gmail.com

Secretary -
Cindy Foust
143 Studebaker Rd
Spring Mills PA 16875
cfaust1966@gmail.com

Treasurer -
Jane Stinson
5800 Stanley Rd
Columbiaville MI 48421
jestinson@aol.com

Past President -
Tom Curtis
3538 Gordon Rd
Elkhart IN 46516
tomnancurtis@aol.com

Pacific Southwest Zone Officers

National Director, Board of Directors -
Malcolm Stinson
1794 Turkey Lake Rd
Show Low AZ 85901
swstudebaker@frontiernet.net

Zone Coordinator -
Robert Miles
6838 E Miami St
Tuscan AZ 85715-3327
stulandcruiser@aol.com

Regional Manager, California-North
Lou Van Anne
Stockton CA 95219
lvasales@comcast.net

For insurance purposes and
also to comply with SDC Bylaws
governing chapters, all members
of a local chapter must also be a
member of the National Club.
Don't forget to renew your
National membership.

Visit us at:
www.Hawktalks.com
For a look at the pictures in color

Hawk Talks
Karel Staple Chapter
PO Box 1
Dixon CA 95620-5201